

# KION<sup>+</sup>

GROUP



We keep the world moving.

Selected Sustainability Figures 2022



# KION Group at a Glance

## Selection of sustainability-relevant figures in FY 2022

### Company profile

#### Joint Offering

- Industrial trucks
- Automated warehouse solutions
- Services



€11.1bn

Revenue<sup>a</sup>



€105.8m


Net income<sup>a</sup>



### Products and solutions

€321.3m

Research & development expenditure<sup>a</sup>



2,834

Patent applications and patents granted



With **94** new applications in the reporting year

88.1%

Share of electric-powered vehicles sold (ITS segment)



17.1%

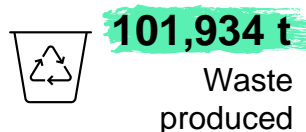
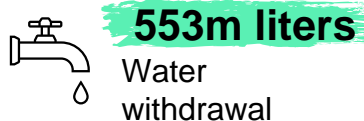
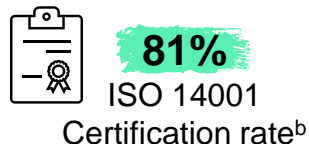
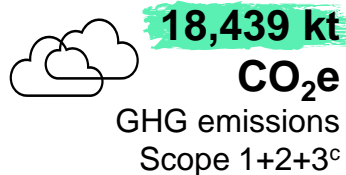
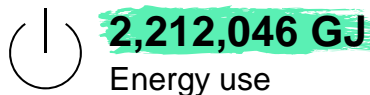
Share of used industrial trucks sold (ITS segment)



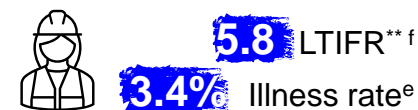
# KION Group at a Glance

## Selection of sustainability-relevant figures in FY 2022

### Environment



### Employees

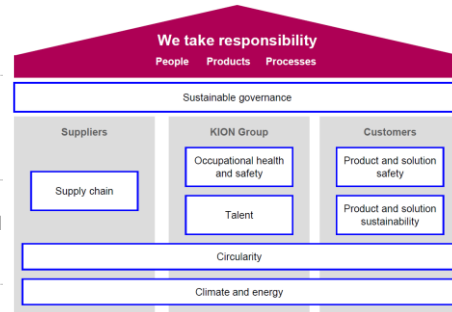


<sup>\*\*</sup> Lost-time Injury Frequency Rate

# Sustainability Strategy Status Overview

## Sustainability action fields

	Action field	Short description
People	1 OHS	Ensuring the health and safety of the KION Group employees is a fundamental precondition for business success. The KION Group strives for a behavior-based safety culture regarding physical as well as mental health and minimizing hazards, workplace-related injuries, occupational illnesses, and serious incidents.
	2 Talent	People are an integral part of the KION Group's sustainability strategy. Attracting, developing, engaging, and retaining talents is a major driver for business success and profitable growth. In alignment with the corporate values the KION Group further focuses on creating an attractive as well as diverse workplace and fostering an inclusive culture.
Products	3 Product and solution safety	The safe operation of all KION Group products and solutions has always been a focus of the Group's activities. KION is continuously working to improve its high standard of customer safety. To this end, safety features and functions are developed and expanded, and customers are informed on safety in a variety of ways.
	4 Product and solution sustainability	Products and solutions as essential enablers for achieving the Group's sustainability targets. Driven by steadily rising customer expectations, climate change, cost developments, resource boundaries and compliance requirements, the KION Group strives to offer solutions tailored to customers' needs whilst considering sustainability criteria. Besides performance improvements, the focus is on an increasing transparency regarding the environmental and social aspects.
Processes	5 Climate and energy	To achieve net-zero before 2050, the KION Group's climate and energy management takes the entire value chain into account and encompasses a holistic decarbonization approach. The KION Group will closely cooperate with its customers, suppliers and business partners regarding energy use, resource efficiency, greenhouse gas emissions reduction and adaptation action. In addition, the action field covers further matters of (local) environmental protection and biodiversity.
	6 Circularity	Aware of planetary limits, the KION Group's circular economy aims to maintain the value of resources for as long as possible. KION aspires to a responsible and modular approach to increase resource re-usability at the end of their current use, while also minimizing losses, the generation of waste, and the need for additional resources.
	7 Supply chain	The KION Group strives for a robust, agile, and cost-efficient supplier base to ensure a sustainable supply to all KION Group activities. Following a holistic approach and in close cooperation with other action fields, the KION Group is demanding the commitment of its suppliers towards socially- and environmentally-responsible operations.
	8 Sustainable governance	Sustainable Governance is the foundation for decision-making and for decision implementation. In a wider sense it encompasses business ethics as well as the KION Group's understanding of sustainable business management, including compliance, corporate citizenship and communications.



# Sustainability Strategy Status Overview

## Leading targets and status per action field

People		Status 2022	Status 2021
OHS	<b>Reduce accident frequency rate<sup>1</sup> by 5% p.a., [per annum]</b>	● 5.8	7.7
	<b>100% ISO 45001<sup>2</sup> certification rate (all sites), [2024]</b>	● 80%	70%
Talent	Increase in employee satisfaction to an <b>engagement score</b> of at least <b>75</b> and a <b>participation rate</b> of at least <b>68%</b> , as measured by an annual, global employee survey <sup>3</sup> , [2023]	● Engagement score: 74 ● Participation rate: 77%	Engagement score: 74 Participation rate: 64%
	<b>No cases of non-compliance</b> with KION Group <b>minimum employment standards</b> , [ongoing]	● 0 cases	0 cases

# Sustainability Strategy Status Overview

## Leading targets and status per action field

Products		Status 2022	Status 2021
Product and solution safety	<p>Average number of selected <b>safety features per industrial truck<sup>4</sup></b> increased to <b>4</b>, [2027] and an <b>equipment rate with active safety features<sup>5</sup></b> of <b>10 %</b>, [2027]</p>	▲ 3.3	3.8
	<p>Mitigating risks of noise pollution by offering quieter and safer solutions: <b>20%</b> of Dematic's solution <b>portfolio</b> targeted to <b>operate under 85 dB(A)</b>, [2027]</p>	◆ ◆	◆
Product and solution sustainability	<p>Strive for an electric-focused portfolio incl. battery and fuel cell-driven products by increasing the <b>share of electric-powered vehicles sold annually<sup>6</sup></b> to <b>90%</b>, [2027]</p>	● 88.1%	87.0%
	<p>Development towards a sustainability focused portfolio: <b>100%</b> of Dematic's new product / solution <b>portfolio</b> will be measured by <b>sustainability related targets<sup>7</sup></b>, [2027]</p>	◆ ◆	◆
	<p><b>Increase</b> in average <b>charging efficiency<sup>8</sup></b> of vehicles with <b>electric drives</b>, [2027]</p>	◆ ◆	◆

# Sustainability Strategy Status Overview

## Leading targets and status per action field

Processes (1/2)		Status 2022	Status 2021
Climate and energy	<p><b>Absolute reduction</b> in GHG emissions (Scope 1,2,3) in <b>tCO<sub>2</sub>e</b> vs. 2021:            * Near-term [2030]:  <b>Scope 1+2</b> by <b>4.2%</b>,  <b>Scope 3</b> by <b>2.5%</b> p.a.            * Long-term [before 2050]: <b>net-zero, Scope 1, 2, 3</b> by <b>100%</b></p>	* -5.7% * -6.5% * 18.5m tCO <sub>2</sub> e	<i>2021 Base year</i> * <b>149,306</b> tCO <sub>2</sub> e * <b>19.6m</b> tCO <sub>2</sub> e * <b>19.8m</b> tCO <sub>2</sub> e
	<p><b>CO2 neutrality</b> of products and solutions during use phase (in <b>tCO<sub>2</sub>e</b> <b>Scope 3</b> GHG emissions caused by the <b>use of annually shipped KION Group products and solutions</b>), [before 2050]</p>	14.4m tCO <sub>2</sub> e <sup>9</sup>	15.3m tCO <sub>2</sub> e <sup>9</sup>
	<p><b>30% absolute reduction</b> of energy related GHG emissions of <b>own operations</b> in <b>tCO<sub>2</sub>e</b> (<b>Scope 1, 2, 3.3</b>) vs. 2017, [2027]</p>	29.8% <sup>10</sup>	26.4% <sup>10</sup>
	<p><b>100% ISO 14001<sup>2</sup></b> certification rate (all sites), [2024]</p>	81%	72%
Circularity	<p>In progress</p>		

# Sustainability Strategy Status Overview

## Leading targets and status per action field

Processes (2/2)		Status 2022	Status 2021
Supply chain	<b>EcoVadis or equivalent supplier rating</b> <sup>11</sup> (Corporate Social Responsibility performance) available for: <ul style="list-style-type: none"> <li>a) <b>25 % of top spend on strategic suppliers</b> for all OUs, [2022]</li> <li>b) <b>100 % of strategic and high-risk suppliers</b><sup>12</sup>, [2023]</li> <li>c) <b>100 % of direct suppliers</b>, [2025]</li> </ul>	<ul style="list-style-type: none"> <li>● a) KION Group: 49%. ITS EMEA: 51%, ITS APAC: 56%, ITS Americas: ♦, SCS – Global: 46%</li> <li>▲ b) 65% of high-risk suppliers<sup>12</sup> covered</li> <li>◆ c) ◆</li> </ul>	<ul style="list-style-type: none"> <li>a) One OU has reached the target, the other OUs are working on implementation.</li> <li>b) ◆</li> <li>c) ◆</li> </ul>
	<b>Definition and communication of minimum EcoVadis or equivalent score</b> <sup>11</sup> for all suppliers, [2023] <b>Minimum EcoVadis score mandatory</b> for all suppliers, [2027]	<ul style="list-style-type: none"> <li>◆</li> <li>◆</li> </ul>	<ul style="list-style-type: none"> <li>◆</li> <li>◆</li> </ul>
Sustainable governance	<b>EcoVadis “Gold” rating</b> for all OUs and the KION Group, [2027]	<ul style="list-style-type: none"> <li>▲ KION Group: Gold Operating Units<sup>13</sup>: 1 Platinum; 1 Gold; 2 Silver; 1 no medal; 1 unrated</li> </ul>	<ul style="list-style-type: none"> <li>KION Group: Silver Operating Units<sup>13</sup>: 2 Gold; 1 Silver; 2 Bronze; 1 unrated</li> </ul>
	<b>S&amp;P Global Corporate Sustainability Assessment (CSA) score ≥ 70 points</b> for the KION Group, [2027]	<ul style="list-style-type: none"> <li>● 62</li> </ul>	<ul style="list-style-type: none"> <li>57 (2020: 53)</li> </ul>



## KION Group at a Glance

### Footnotes | Selection of sustainability-relevant figures in FY 2022

- <sup>a</sup> For further information, please refer to the Annual Report 2022, including the consolidated financial statements (consolidated income statement) and management report (research and development).
- <sup>b</sup> Or equivalent standard, based on all sites.
- <sup>c</sup> Greenhouse gas emissions in thousand tons CO<sub>2</sub>-equivalents, scope 2 market-based, scope 1 and 3 location-based.
- <sup>d</sup> Full-time equivalents (FTE) as at balance sheet date 31/12/.
- <sup>e</sup> Absence days due to illness or occupational accidents related to planned working days of active employees.
- <sup>f</sup> Occupational accidents of active employees with one or more working days lost per million hours worked.

# Sustainability Strategy Status Overview

## Footnotes (1/2)

- <sup>1</sup> Calculation is based on the actual number of lost-time injuries of active employees (work-related accident resulting in the loss of one full working day or more) and the total number of actual working hours in the reporting period relative to one million hours worked.  
Target refers to the annual upper limit reduced by 5% p.a.
- <sup>2</sup> Or equivalent standards.
- <sup>3</sup> The engagement score is based on two questions: employee satisfaction ("How much do you enjoy working at your company?") and recommendation ("I would recommend my company as an excellent employer."). All ratings are presented on a 100-point scale. The participation rate indicates how many employees took part in the global survey compared to the total group of requested respondents, at effective date (01.09.2022).
- <sup>4</sup> Number of selected safety features ordered by customers in addition to the standard truck (which is safe in accordance with legal requirements), based on the number of counterbalance trucks, reach trucks (for LMH and STILL EMEA as well as expanded by KION South America) and Very Narrow Aisle trucks (LMH EMEA) sold in the ITS segment in 2021. For the reporting year, the data basis was expanded to include counterbalance trucks, reach trucks (for LMH and STILL EMEA as well as KION South America and ITS APAC) and Very Narrow Aisle trucks (LMH and STILL EMEA).
- <sup>5</sup> Proportion of trucks sold in the reporting period equipped with safety features that actively intervene in operation, based on the number of counterbalance trucks, reach trucks (for LMH and STILL EMEA as well as expanded by KION South America) and Very Narrow Aisle trucks (LMH EMEA) sold in the ITS segment in 2021. For the reporting year, the data basis was expanded to include counterbalance trucks, reach trucks (for LMH and STILL EMEA as well as KION South America and APAC) and Very Narrow Aisle trucks (LMH and STILL EMEA).

# Sustainability Strategy Status Overview

## Footnotes (2/2)

- <sup>6</sup> Proportion of electric-powered products in ITS segment in order intakes in terms of units; data source: World Industrial Truck Statistics (WITS) / Fédération Européenne de la Manutention (FEM).
- <sup>7</sup> Defined by internal or international standards, scorecards or certification schemes.
- <sup>8</sup> Average charging efficiency of electrified vehicles in the ITS segment sold in the reporting year.
- <sup>9</sup> Based on product and sales data as well as location-, fuel- or technology-based emission factors, direct greenhouse gas emissions, 2021 re-calculated based on updated emission factors and separation into direct and indirect emissions.
- <sup>10</sup> Market-based, 2017-2021 re-calculated based on updated emission factors.
- <sup>11</sup> Group or site rating.
- <sup>12</sup> High risk suppliers refers to industry and country risk based on sustainability criteria.
- <sup>13</sup> The OU KION ITS EMEA is covered by the assessments of LMH EMEA and STILL EMEA.
- \* Subject to final approval by the Boards of KION GROUP AG, scheduled for 2023.

**KION<sup>®</sup>**  
**G R O U P**